

TILL AN' PAK™

Versatile Solutions for Progressive Soil Management




T.G. SCHMEISER®

TILL AN' PAK™

Efficient farming operations throughout the country have relied on the dependability of the **SCHMEISER TILL AN' PAK** to meet a wide range of farming demands.

The secret of the **TILL AN' PAK** system lies in the exclusive floating teeth design that reaches into the soil like gentle, yet thorough fingers - breaking and smashing clods, pulverizing, mulching, filling holes and sealing in fertilizers and fumigants. The **TILL AN' PAK** breaks up crust caused by rain or irrigation, yet allows young plants to come through without damage.

Engineered to work in conjunction with many other farm implements, the **TILL AN' PAK** helps save time and money when attached behind a plow or disc, seeder, fertilizer spreader or fumigator. One pass - many jobs. Working harder for your bottom line is the **SCHMEISER** way, and 75 years of Excellence and Performance is your guarantee of quality, long-life life and dependability.



<< PACKING


TILLING >>



..... THE VERSATILE LAND WORK SOLUTION

The SCHMEISER TILL AN' PAK is designed to provide a versatile, cost-effective solution to soil working for many industries. Years of proven performance in the demanding agricultural arena, the TILL AN' PAK also brings efficiency and reliability for landscapers, and golf course contractors.

Breaks clods and mulches the soil for perfect ground prep of hydro-seeding, broadcast seeding or sod work on fairways, playgrounds or soccer fields.



Golf Course Construction



Agriculture



Landscape Industry

TILL AN' PAK - GOES WHERE IT'S NEEDED TO GO

FOLDING TILL AN' PAK

Maximum mobility; provides an expanded working width of up to 34' that can be folded for narrow transport. Operator controlled from tractor seat for safety and convenience. Unique valve system allows for uniform and equal motion of the wings. Available in fifteen widths from 20' to 34'; 14/20 ring size standard.

TPP 3510 HYDRAULIC WHEEL KIT

Ideal for more compact narrow wheel applications; fits on existing Till an' Pak frames. Perfect for vineyard or orchard use. Fits units 4' to 10' with 12/16, 13/17 or 14/20 rings.

TPP 3520 TRANSPORT

Bolts on to each end of existing new-style Till an' Paks; provides one-lever convenience for field to transport use. Hydraulic kits available for models up to 14' with 12/16, 13/17 or 14/20 rings.

TPP 3530 TRANSPORT

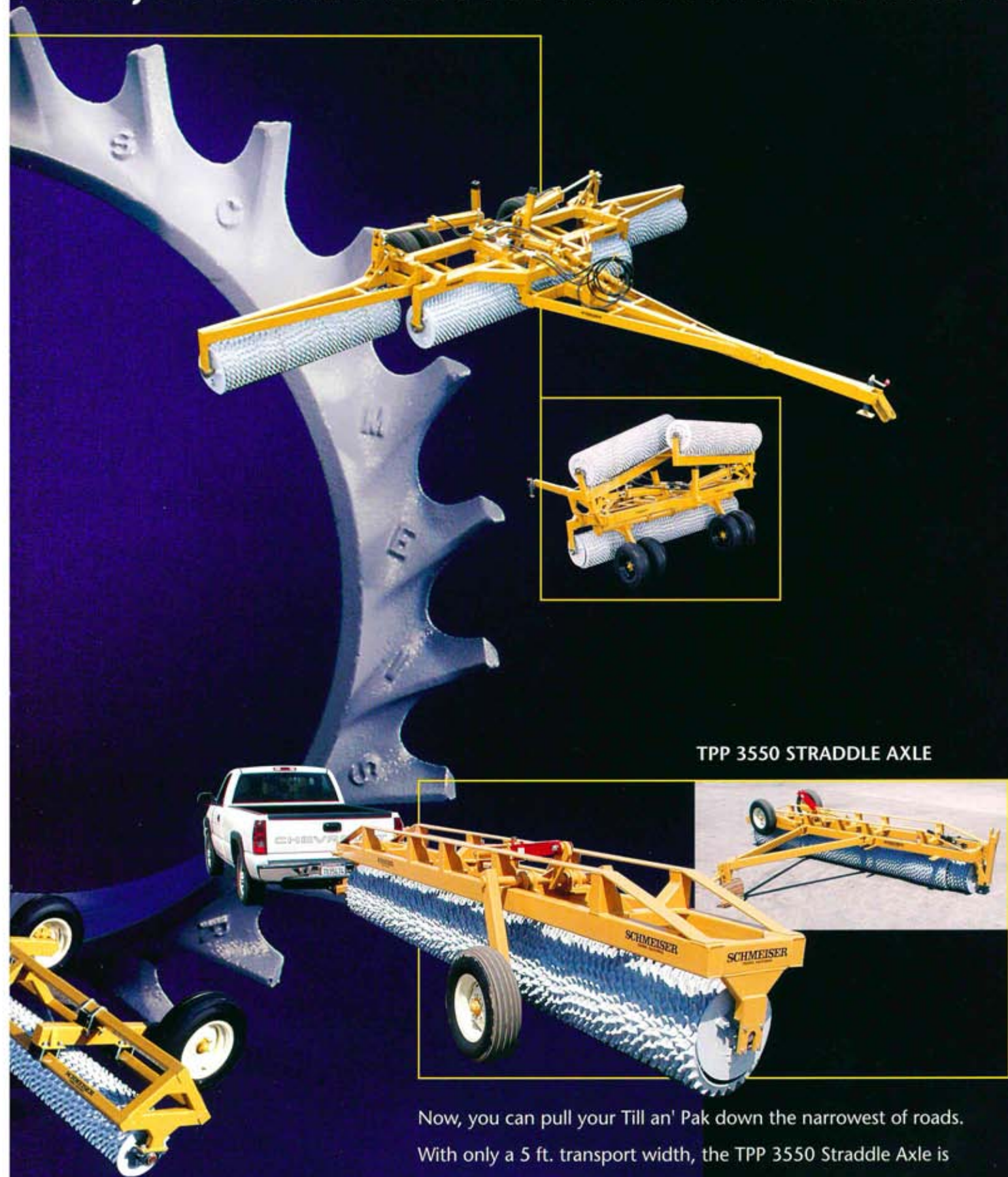
Hydraulic control; offers ample road clearance for mobility; ideal for Till n' Paks being pulled behind a field disc. Two- and four-wheel versions available. Designed for use with new-style Till an' Paks in widths of 14'-24'.

TPP 3540 HYDRAULIC WHEEL CONTROL

Specially designed top frame and four bolt-on wheel legs for adjustment to any row spacing. Hydraulic depth control - ideal for rolling beds. Wheels lift Till an' Pak high for maximum road clearance. Two versions are offered. Standard and Heavy Duty (for large ring units). Available in sizes from 14' through 24'.



AT THE JOB DONE



TPP 3550 STRADDLE AXLE

Now, you can pull your Till an' Pak down the narrowest of roads. With only a 5 ft. transport width, the TPP 3550 Straddle Axle is available 16 ft. to 28 ft. wide.

SCHMEISER RINGS™

CHOOSE DOMESTIC TO BE SURE:

EXCLUSIVE CURVED TOOTH DESIGN

Engineered to aggressively till one direction and provide firm packing in the opposite direction.

SMOOTH FINISH

Eliminates rough or porous textures to help reduce soil plugging.

QUALITY HIGH GRADE CAST IRON

Schmeiser rings are cast from the highest quality materials available. Our rings are designed for greater strength and longer wear.

CONSISTENCY

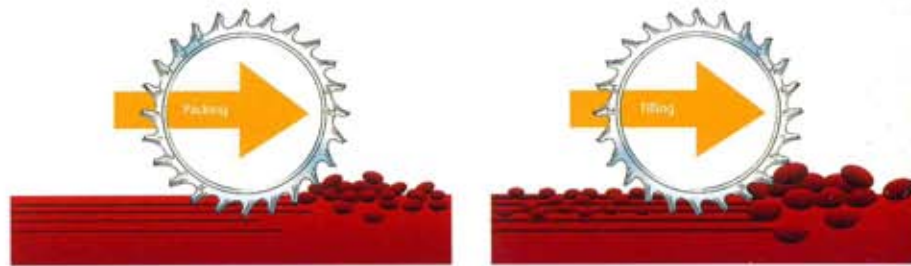
Produced on automated high tech molding machines, each ring is precision cast and cooled for high quality and uniformity.

MADE IN THE U.S.A

Superior quality and consistent supply is guaranteed by Schmeiser; made in America and not in off-shore factories, the name SCHMEISER on the ring is your assurance of the finest product available.

THE RIGHT SIZE FOR THE RIGHT JOB:

SIZE	WEIGHT	CHARACTERISTICS
10/14	14 LBS.	For firm ground with few clods; breaks crust without packing the soil.
12/16	19 LBS.	For ground with small to medium clods; provides a fine, mulched seed bed. Excellent for rolling beds or pulling behind a drill. Our most popular size.
13/17	21 LBS.	For ground with small to medium clods; same characteristics as a 12/16 ring, except 13/17 ring will roll easier in light soil.
14/20	34 LBS.	For medium to large clods in rough soil conditions. Works well in light, sandy soil conditions.
16/22	33.5 LBS.	For large clods in rough conditions and uneven terrain.



Inside Diameter/Outside Diameter

ACCESSORIES

Shown with
Optional Mud Scrapers



THE SCHMEISER SMOOTH AN' ROLL – FLAT OUT PERFORMANCE

For use with mechanical harvesting and for firming up seed bed soils; ideal for forcing rocks back into soil. Water-filling increases weight advantage.

THE SCHMEISER FLOAT

Designed in matching widths to attach to existing Till an' Pak frames; ideal for cutting high spots and filling in low spots to help smooth the ground.

3-POINT HITCH

Easily bolts on to existing Till an' Pak pull frame. Allows unit to be used as 3-Point or as a Pull-type roller.

- TPP 3501 3Pt Hitch for Cat 1 & 2
For Till an' Paks and Smooth an' Rolls to 13'
- TPP 3502 3Pt Hitch for Cat 2 & 3
For Till an' Paks and Smooth an' Rolls 14' to 20'

SQUADRON ARM ATTACHMENTS

Easily mounts on standard Till an' Pak frames. Use Till an' Pak squadron units for coverage up to 36 ft. When ordering, specify arm length equal to one half width of trailing Till an' Pak (i.e., 2 ft trailing Till an' Pak: order 12" arms). Not to be used with hydraulic transport kits or other attachments.




BUILD IT YOUR WAY

TILL AN' PAK

Tube Dia	Ring Size	Ring Flex	Lbs. per Foot
8	10/14	1-1/2"	114
8	12/16	3-1/2"	137
8	13/17	4-1/2"	150
8	14/20	5-1/2"	212
8	16/22	7-1/2"	221
10	12/16	1-1/2"	143
10	13/17	2-1/2"	157
10	14/20	3-1/2"	219
10	16/22	5-1/2"	228
12	14/20	1-1/2"	224
12	16/22	3-1/2"	233
14	16/22	5-1/2"	236

Standard Till an' Paks are available in widths from 2' to 24' in single units, and in squadrons of 3' up to 36'.

All units are measured in working widths. Overall width is 8" wider than working width. A 9 ft unit measures 9'0" in working width and 9'8" in overall width. When ordering, it is necessary to state working width, tube sizes and ring size.



MISCELLANEOUS ATTACHMENTS

Part	Description	Est. Wt.
TPP 3501	3 Pt. Hitch Cat 1 & 2 (2-13 ft)	80
TPP 3502	3 Pt. Cat 2 & 3 (14-20 ft) Specify Width	105
TPP 3503	Implement Trail Hitch	81

FLOAT

Lbs./Ft.
24

Available from 2 ft to 16 ft wide. Easily bolts onto existing Till an' Pak frame; both new and old style. Float working width and overall width are the same. Order Float size to match the rolling width of the Till an' Pak.

SQUADRON ARMS (PAIR)

Size	12"	18"	24"	30"	36"	42"	48"	54"	60"	66"	72"
T-P Trail Unit Width	2 ft	3 ft	4 ft	5 ft	6 ft	7 ft	8 ft	9 ft	10 ft	11 ft	12 ft
Weight	103	109	115	121	151	160	169	178	187	196	205

Easily attaches to Till an' Pak. When ordering, specify arm length equal to one half width of trailing Till an' Pak (i.e., 2 ft Trailing Till an' Pak: order 12" arms). Not to be used with hydraulic transport kits or other attachments.

HYDRAULIC WHEEL KITS

Part No.	Description	Est. Weight	
TPP 3510	Hydraulic Transport Kit up to 10 ft	350	Lead hoses are an option with all models.
TPP 3520	Hydraulic Transport Kit (End Mount) up to 14'	282	
TPP 3530-2	Hydraulic Transport Kit (8-16 ft) 2 Wheels	875	
TPP 3530-4	Hydraulic Transport Kit (14-20 ft) 4 Wheels	950	Please note: TPP 3540 Hydraulic Kits are only available with Till an' Pak orders.
TPP 3540-2	Adjustable Wheel Kit (8-16 ft) 2 Wheels	1200	
TPP 3540-4	Adjustable Wheel Kit (14-20 ft) 4 Wheels	1500	
TPP 3540-4HD	Adjustable Wheel Kit (18-24 ft) 4 Wheels HD	1800	

FOLDING TILL AN' PAK

Tube Dia	Ring Size	Lbs. per Foot
12	14/20	350

Includes transport and folding hydraulics; (4) tires, cylinders, valves. Lead hoses not included. Folding Till an' Paks are available up to 34' wide. Transport width on units 20' to 24': 12'10" - Transport width on units 25' to 30': 14'10" Transport width on units 31' to 34': 16'10"

SMOOTH AN' ROLL

Roller Dia	Weight Ft/Dry	Gal/Ft	Water Added Wt/Ft	Total Wt/Ft	
20"	114#	16	133#	247#	All units are measured in working widths.
24"	135#	23	190#	326#	Overall width is 8" wider than working width.
30"	166#	35	290#	457#	Mud scrapers are optional.
36"	182#	50	420#	602#	

Schmeiser reserves the right to make improvements in design and changes in specifications at any time without incurring any obligation to install them on units previously sold.

T. G. SCHMEISER CO., INC.

P.O. Box 1047 • Fresno, CA 93714 • 559/268-8128 • FAX 559/268-3279
www.tgschmeiser.com • sales@tgschmeiser.com

